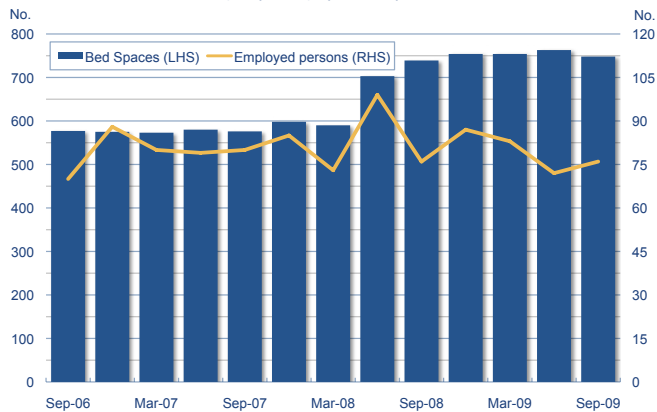


TOURISM ACCOMMODATION

There were 7 hotels, motels and serviced apartments (with 5 or more guest rooms) operating in the City of Knox in the September Quarter 2009, which was unchanged from the September Quarter 2008. The numbers of guest rooms fell annually by 0.4% to 273 in the September Quarter 2009, although the number of bed spaces increased by 1.2% to 748.

Accommodation Establishments
Capacity & Employment, City of Knox

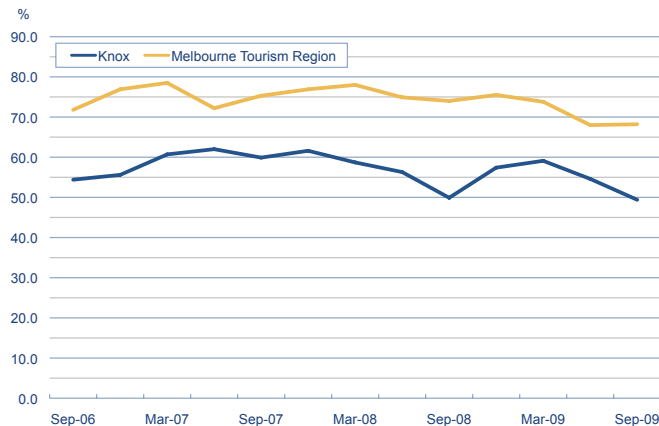


Source: ABS Survey of Tourist Accommodation

The room occupancy rate for all hotels, motels and serviced apartments in the City of Knox was 49.4% in the September Quarter 2009, which was 0.5 percentage points lower than the figure recorded in the September Quarter 2008.

There was an increase of 4.7% in total annual takings from accommodation in the City of Knox over the year to the September Quarter 2009 (\$6.9 million). The average length of stay in the City of Knox was 2.2 nights in the September Quarter 2009, which was higher than the level recorded in the September Quarter 2008 (1.8 nights).

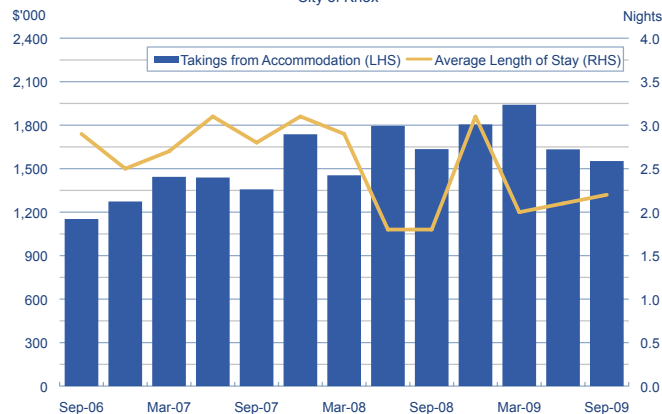
Occupancy Rate



Source: ABS Survey of Tourist Accommodation

The number of guest nights in the City of Knox increased by 0.1% in the September Quarter 2009 when compared to the previous year, although room nights and guest arrivals fell by 1.4% and 21.3%, respectively, from the level recorded in the September Quarter 2008.

Accommodation Takings & Length of Stay
City of Knox



Source: ABS Survey of Tourist Accommodation

Tourism Accommodation

Hotels, Motels & Serviced Apartments (5+ rooms)	City of Knox		Melbourne Tourism Region	
	Level Sep Qtr 2009	Ann % chg	Level Sep Qtr 2009	Ann % chg
Establishments	7	0.0	320	1.6
Guest Rooms	273	-0.4	24,694	4.3
Bed Spaces	748	1.2	61,828	1.4
Employment	76	0.0	15,302	-2.9
Room occupancy (%) ^(a)	49.4	-0.5	68.2	-5.8
Room nights	12,417	-1.4	1,549,141	-3.9
Guest nights	19,853	0.1	2,564,321	-1.1
Guest arrivals	8,873	-21.3	1,133,016	0.4
Average stay (nights)	2.2	22.2	2.3	0.0
Takings from accommodation (\$'000)	1,552.7	-5.0	255,020.8	-6.0
Average takings per room night occupied (\$)	125.05	-3.7	164.62	-2.2

Note: (a) Changes are percentage point changes.
Source: ABS 8635.2