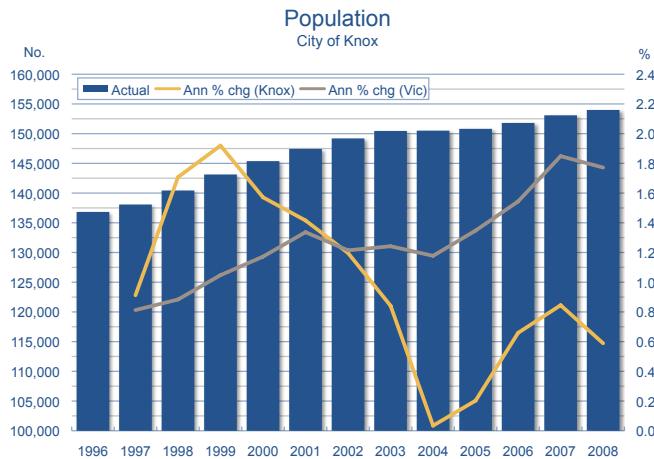


POPULATION

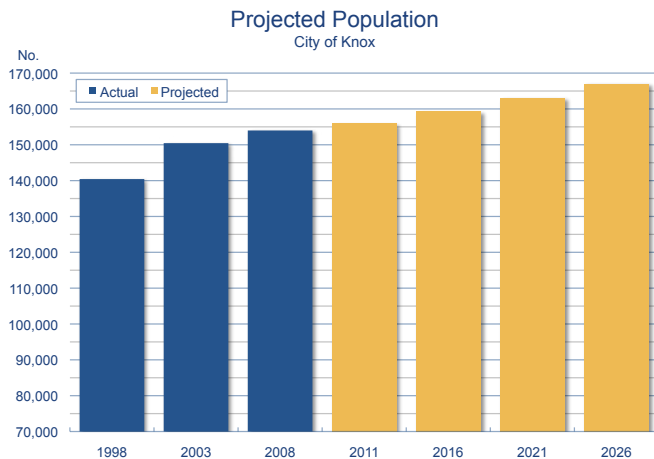
Population

The estimated resident population of the City of Knox at June 2008 was 153,988 persons, an increase of 901 persons, or 0.6% from the level recorded in 2007. Of the eleven local government areas (LGAs) in the South East Melbourne region, the City of Knox is the third largest LGA in terms of population behind Casey (238,336 persons) and Monash (172,740 persons).



Source: ABS 3218.0, Dept of Planning & Community Development

Over the past five years, the City of Knox has experienced an increase in population of 3,535 persons, representing average annual growth of 0.5%.



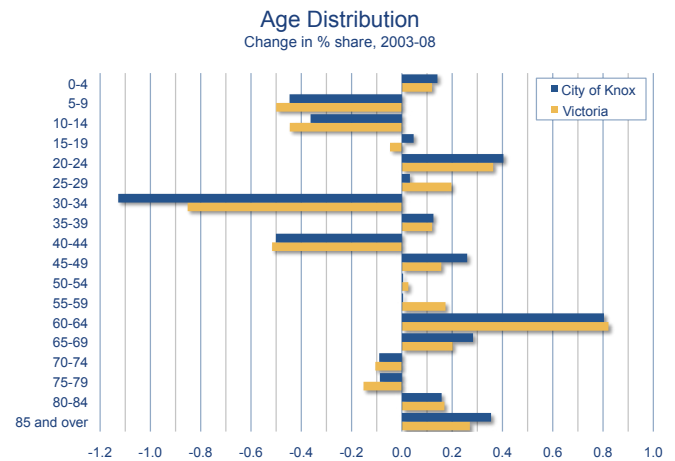
Source: ABS 3218.0, Dept of Planning & Community Development

Over the period to 2026, the population of the City of Knox is expected to increase by 13,088 persons – or an average annual rate of 0.5% – to a population of approximately 167,076 persons. The City of Knox is expected to contribute 1.2% of the total increase in population of the Melbourne SD (1,107,629 persons) over the period to 2026.

In 2008, Knox accounted for 4.0% of the population of the Melbourne SD and 2.9% of the population of Victoria. By 2026, these proportions are projected to decrease slightly to 3.3% and 2.5% respectively.

Age Distribution & Dependency Ratio

The average age of the City of Knox increased by 1.6 years over the past five years to 36.6 years in 2008. By comparison, the average age for Victoria was 37.5 years in 2008, having risen by 0.6 years since 2003.



Source: ABS 3235.0

The dependency ratio in the City of Knox was 43.1% in 2008, which was lower than the averages for the Melbourne SD (45.0%) and Victoria (47.7%). Between 2003 and 2008, the dependency ratio for the City of Knox fell by 1.5 percentage points, whilst the average for Victoria decreased by 1.0 percentage points.

Population

Area	Level 2008	Ann % chg	Avg ann % chg (2003-08)	Level 2026	Avg ann % chg (2008-26)	Dependency ratio (%) 2008
City of Knox	153,988	0.6	0.5	167,076	0.5	43.1
Knox (C) - North-East	64,946	0.8	0.2	n.a.	n.a.	44.5
Knox (C) - North-West	46,666	0.0	0.1	n.a.	n.a.	41.2
Knox (C) - South	42,376	0.9	1.3	n.a.	n.a.	43.0
SE Melbourne	1,531,750	1.7	1.5	1,982,863	1.4	49.5
Melbourne SD	3,892,419	2.0	1.7	5,000,048	1.4	45.0
Victoria	5,313,823	1.8	1.5	6,711,190	1.3	47.7

Source: ABS 3218.0, Dept of Planning & Community Development