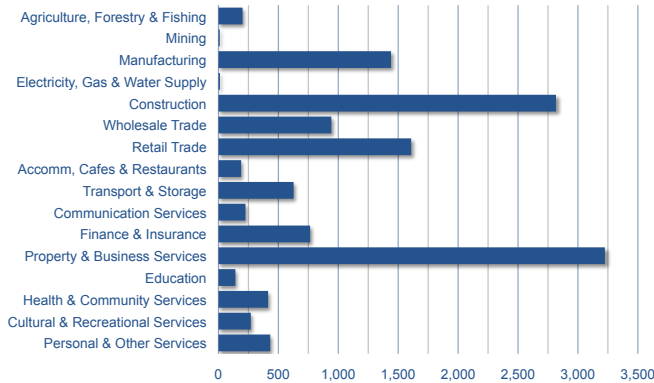


BUSINESS TURNOVER

The most recent Australian Business Register indicated there were an estimated 13,317 businesses operating in the City of Knox in June 2007. In terms of business numbers by industry, the Property & Business Services sector was the largest sector with 3,225 businesses (or 24.2% of total businesses), followed by the Construction (21.2%), Retail Trade (12.1%) and Manufacturing (10.8%) industries.

Number of Businesses by Industry
City of Knox, June 2007

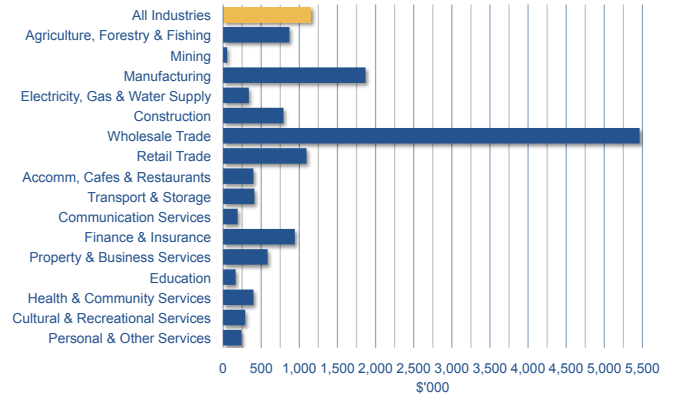


Source: ABS Australian Business Register – June 2007

The estimated total turnover of all industry in the City of Knox was \$15.4 billion in 2006/07, with the largest contributions made by the Wholesale Trade (\$5.1 billion), Manufacturing (\$2.7 billion), Construction (\$2.2 billion) and Property & Business Services (\$1.9 billion) sectors.

The average turnover of all businesses in the City of Knox was approximately \$1.2 million in 2006/07, with the Wholesale Trade sector recording the highest average industry turnover (\$5.5 million), followed by Manufacturing (\$1.9 million) and Retail Trade (\$1.1 million).

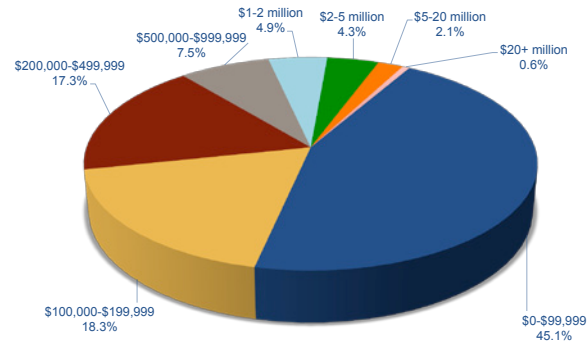
Average Business Turnover by Industry
City of Knox, 2006/07



Source: ABS Australian Business Register – June 2007

The largest proportion of businesses recorded annual turnover in the \$0-\$99,999 range (45.1%), followed by the \$100,000-\$199,999 (18.3%) and \$200,000-\$499,999 (17.3%) turnover ranges. Approximately 11.8% of business in the City of Knox recorded annual turnover in excess of \$1 million in 2006/07.

Businesses by Turnover
City of Knox, 2006/07



Source: ABS Australian Business Register – June 2007

Businesses by Industry & Turnover, City of Knox, June 2007

Industry	Count (No.)	% of total	Total industry turnover (\$m)	% of total	Avg. turnover (\$'000s)
Agriculture, Forestry & Fishing	201	1.5	174.8	1.1	869.6
Mining	9	0.1	0.5	0.0	54.2
Manufacturing	1,440	10.8	2,690.2	17.5	1,868.2
Electricity, Gas & Water	12	0.1	4.1	0.0	337.5
Construction	2,817	21.2	2,229.1	14.5	791.3
Wholesale Trade	942	7.1	5,146.0	33.5	5,462.9
Retail Trade	1,608	12.1	1,758.9	11.5	1,093.9
Accommodation, Cafes & Restaurants	189	1.4	75.1	0.5	397.4
Transport & Storage	627	4.7	257.4	1.7	410.6
Communications	225	1.7	42.9	0.3	190.8
Finance & Insurance	765	5.7	719.4	4.7	940.4
Property & Business	3,225	24.2	1,883.6	12.3	584.1
Education	141	1.1	23.1	0.2	164.1
Health & Community Services	414	3.1	165.2	1.1	399.0
Cultural & Recreation	270	2.0	78.4	0.5	290.4
Personal & Other Services	432	3.2	104.3	0.7	241.5
Total	13,317	100.0	15,353.1	100.0	1,152.9

Note: The number of businesses in the Government Administration & Defence industry division was not available for separate publication.
Source: ABS Australian Business Register – June 2007